

First Last



Mrs. McCord

Class Name



00 Month 20**

Skeleton Outline (Title)

I. Introduction

1. Get the attention of your reader! (Fact, Quote, Question, etc.) This paragraph will start out with a generic statement and end with a very specific statement.
2.  In these three sentences, you should introduce the author, novel, and just give a brief explanation of what the novel is about. Do not give a whole plot summary of the novel. You are just introducing it, hence the "Introduction" title of this paragraph. 
- 3.
- 4.
5. This is your thesis statement. This states the point/points of your essay in in one sentence.

II. Body Paragraph 1

1. Introduce your point 1.
2.  This is where you prove your point with quotes from your novels. Use the info that we can find in the novel to prove you know what you are talking about. 
- 3.
- 4.
5. This will be your transition sentence to your point 2.

III. Body Paragraph II

- 1.- 5. See above outline of Body Paragraph I.

IV. Body Paragraph III

- 1.- 5. See above outline of Body Paragraph I.

V. Conclusion

1. RESTATE your thesis. Note this is a restating, not repeating of the thesis. This paragraph will start with a specific statement and end with a generic thought about your topic. It is the opposite of your introductory paragraph.
2. { These sentences will restate your final thoughts for your three main points. You will simply be wrapping up with your final statements about your points. }
- 3.
- 4.
5. Leave the reader with an interesting thought to wrap up your point. Do not add anything new at this point.